

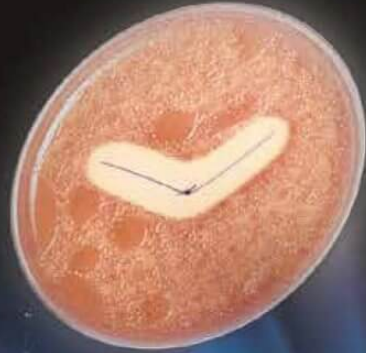


©Ethicon Endo-Surgery (Europe) GmbH 2017 078158-170808 EMEA. The medicinal devices mentioned in this document may not be registered in all countries

- **Johnson & Johnson Ethicon** konac ima 133 godine dugu istoriju. Osam od deset kardiohirurških zahvata na planeti izvede se **Ethicon** Prolene koncem.
 - Od 2003. godine posebna pažnja se poklanja antibakterijskom sintetičkom koncu, sada podržanom od strane najeminentnijih zdravstvenih organizacija – WHO, CDC, ACS/SIS, EUnetHTA... Brojne meta-analize pokazuju smanjenje broja infekcija hirurške rane za čak 26-28%!
 - Bio antibakterijski ili ne, **Ethicon** konac uvek dolazi u društvu superiorne igle, od kojih su pojedine posebno dizajnirane za anastomoze na fragilnim tkivima, savlađivanje kalcifikata ili besprekoran estetski efekat na koži.
 - **Ethicon** se decenijama prilagođava potrebama hirurgije i poseduje rešenja i za najzahtevnije situacije u operacionoj sali!
-

Be more confident

...with Triclosan sutures on your side you can address one known risk factor* for surgical site infections (SSI)




The Petri dish image is for illustrative purposes only. Zone of inhibition testing may vary.
* Colonization of Suture.

ETHICON
PART OF THE *Johnson & Johnson* FAMILY OF COMPANIES



The only sutures with **triclosan** available worldwide* have been shown in multiple meta-analysis to reduce the risk of SSI by 26-28%^{1,2}

Triclosan coated sutures have been included in SSI prevention guidelines and efficacy assessment by 6 recognized Health Authorities:**

Global Health Authorities

 WHO	World Health organization 2016 ³ : 'The panel suggests the use of triclosan coated sutures for reducing the risk of SSI, independent of the type of surgery. (conditional recommendation, moderate quality of evidence.)'	 CDC	Center for disease control and prevention, 2017 ⁴ : 'Consider the use of triclosan-coated sutures for the prevention of SSI.'	 ACS/SIS	American collage of surgeons/ Surgical infection society, 2016 SSI-guidelines ⁵ : 'Triclosan antibacterial sutures use is recommended for wound closure in clean and clean contaminated abdominal cases.'
---	---	---	---	--	---

Local Health Authorities (UK and Germany)

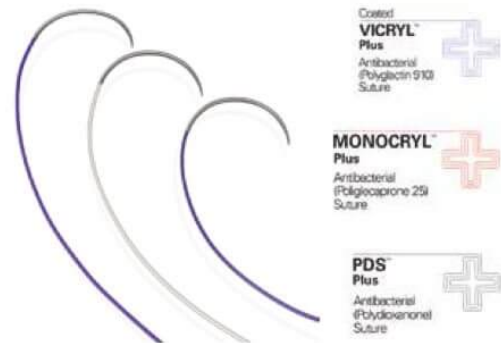
 NICE Guidelines 2019 update	NICE Guidelines Update 2019 ⁶ : 'When using sutures, consider using antimicrobial triclosan-coated sutures, especially for pediatric surgery, to reduce the risk of surgical site infection (2019).'	 KRINKO	Commission for Hospital Hygiene and Infection Prevention 2018 ⁷ : 'Antiseptically coated sutures only reduce the threat of infection where there are high baseline SSI rates, contamination class III and IV surgeries, and patients with multiple morbidities (Cat.II)'.
---	--	--	--

European Network

 EUnetHTA	European Network for HTA 2017 ⁸ : 'A statistically significant benefit of triclosan-coated sutures in reducing the risk of total incisional SSI was demonstrated in our systematic review/ meta-analysis, based on moderate quality RCTs Data.'
---	---

*There are no competitive triclosan coated suture that have both FDA Clearance and CE mark as of January 2017.
 **The CDC, WHO, ACS/SIS, KRINKO and NICE Guidelines on reducing the risk of Surgical Site Infections are general to Triclosan-coated sutures and are not specific to any one brand. EUnetHTA REA is general to Triclosan-coated sutures and are not specific to any one brand.

ETHICON Plus Antibacterial Sutures Portfolio:



HAS BEEN SHOWN TO INHIBIT COLONIZATION OF THE SUTURE:⁹⁻¹²

- ✓ *Staphylococcus aureus*
- ✓ *Staphylococcus epidermidis*
- ✓ Methicillin-resistant *Staphylococcus epidermidis* (MRSE)
- ✓ Methicillin-resistant *Staphylococcus aureus* (MRSA)
- ✓ *Escherichia coli****
- ✓ *Klebsiella pneumoniae****

*** PDS™ Plus Suture and Monocryl™ Plus Suture only.

ETHICON Stratafix™ Antibacterial Sutures Portfolio:



References:

1. Wang et al. Systemic review and meta-analysis of triclosan coated-suture for the prevention of the surgical site infection, 2013, british journal of surgery, 100, 465
2. Edmiston et al. Is there an evidence-based argument for embracing an antimicrobial (triclosan)-coated suture technology to reduce the risk of surgical-site infection?: A meta-analysis 2013, surgery, 154, 89a-analysis, 2013, 54, 89-100
3. Global guidelines on the prevention of surgical site infection. World Health Organization, 2016. Available from Infection prevention and control. World Health Organization website. <http://www.who.int/gpsc/en/>. Accessed April 11, 2019.
4. Berrios-Torres SJ, Umscheid CA, Bratzler DW, et al. Centers for Disease Control and Prevention Guideline for the Prevention of Surgical Site Infection, 2017. JAMA Surg. doi:10.1001/jamasurg.2017.0904.
5. American College of Surgeons and Surgical Infection Society: Surgical Site Infection Guidelines, 2016 Update. Journal of the American College of Surgeons. DOI: <http://dx.doi.org/10.1016/j.jamcollsurg.2016.10.029>
6. NICE SSI Clinical Guideline (NG125), April 2019 - Surgical site infections: prevention and treatment - Available from <https://www.nice.org.uk/guidance/ng125> Accessed June the 19th 2019
7. KRINKO, Prevention of postoperative wound infections Guidelines - Recommendation of the Committee for Hospital Hygiene and Infection Prevention (KRINKO) at the Robert Koch Institute - Bundesgesundheitsblatt 2018, 61:448-473. Available from <https://doi.org/10.1007/s00103-018-2706-2>
8. EUnetHTA, Rapid assessment of J43 WP4 on Antibacterial-Coated Sutures Versus Non-Antibacterial-Coated Sutures For The Prevention Of Abdominal, Superficial And Deep Incisional, Surgical Site Infection (SSI), March 2017.
9. Ethicon, 06765170220, EMEA Plus Claims Matrix, May 2017, Data on File.
10. Rothenburger S, Spangler D, Bhende S, Burkley D. In vitro antibacterial evaluation of coated VICRYL™ Plus Antibacterial Suture (coated polyglactin 910 with triclosan) using zone of inhibition assays. Surg Infect (Larchmt). 2002;3(suppl 1):S79-S87] Ref no.22
11. Ming X, Rothenburger S, Yang D. In vitro antibacterial efficacy of MONOCRYL™ Plus Antibacterial Suture (polyglactone 25 with triclosan). Surg Infect (Larchmt). 2007;8(2):201-207] Ref no.22
12. Ming X, Rothenburger S, Nichols M. In vivo and In Vitro antibacterial efficacy of PDS™ Plus (polydioxanone with triclosan) Suture. Surg Infect (Larchmt). 2008;9(4):45-457] Ref no.22

Please refer always to the Instructions for Use / Package Insert that comes with the device for the most current and complete instructions.

ETHICON

PART OF THE **Johnson & Johnson** FAMILY OF COMPANIES

Ethicon Endo-Surgery (Europe) GmbH
 Hummelstutteler, Steindamm 71
 22851 Norderstedt, Germany

www.rjmmedicaldevices.com
 © Ethicon Endo-surgery (Europe)
 GmbH 2019. 116700-190716 EMEA

